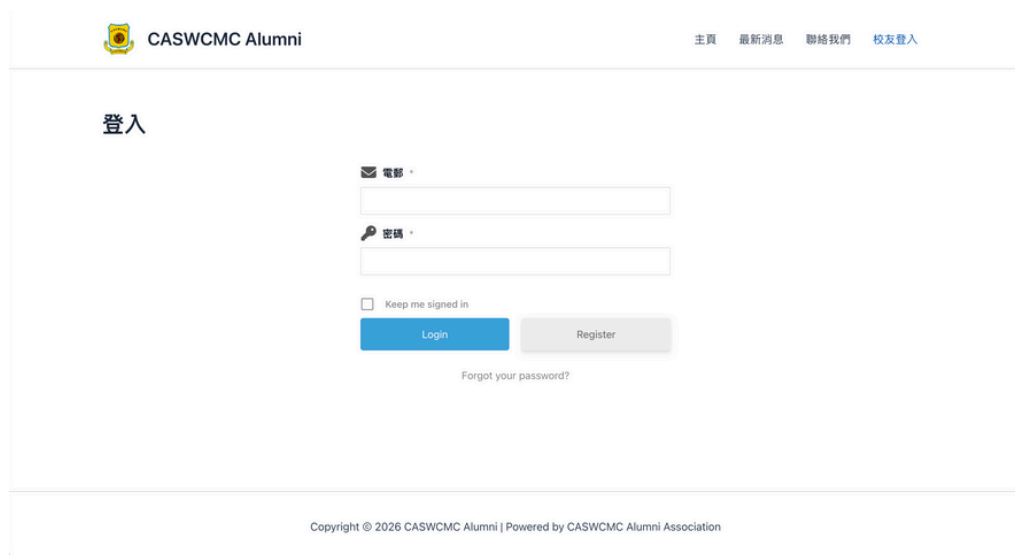


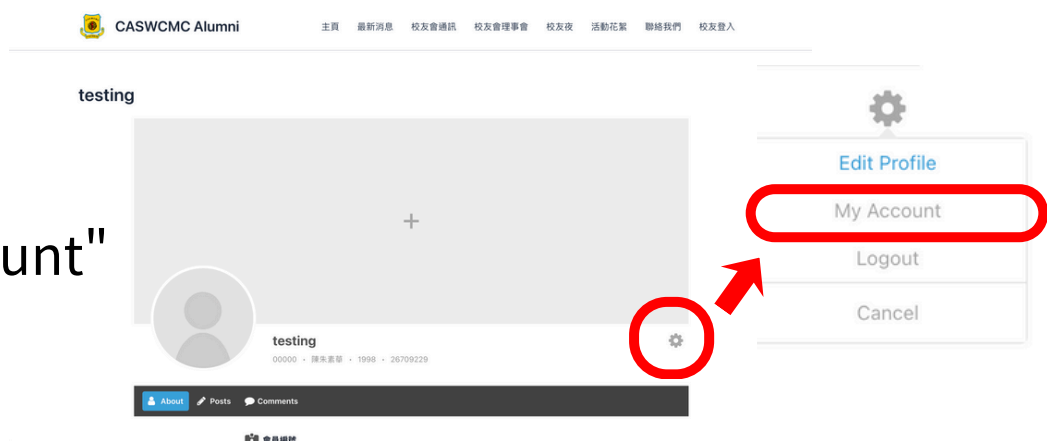
# 1. 登入你的帳戶



The login page features the CASWCMC Alumni logo and navigation links (主頁, 最新消息, 聯絡我們, 校友登入) at the top. The main heading is "登入". Below it are input fields for "電郵" (Email) and "密碼" (Password), a "Keep me signed in" checkbox, and "Login" and "Register" buttons. A "Forgot your password?" link is at the bottom. The footer contains copyright information: "Copyright © 2026 CASWCMC Alumni | Powered by CASWCMC Alumni Association".

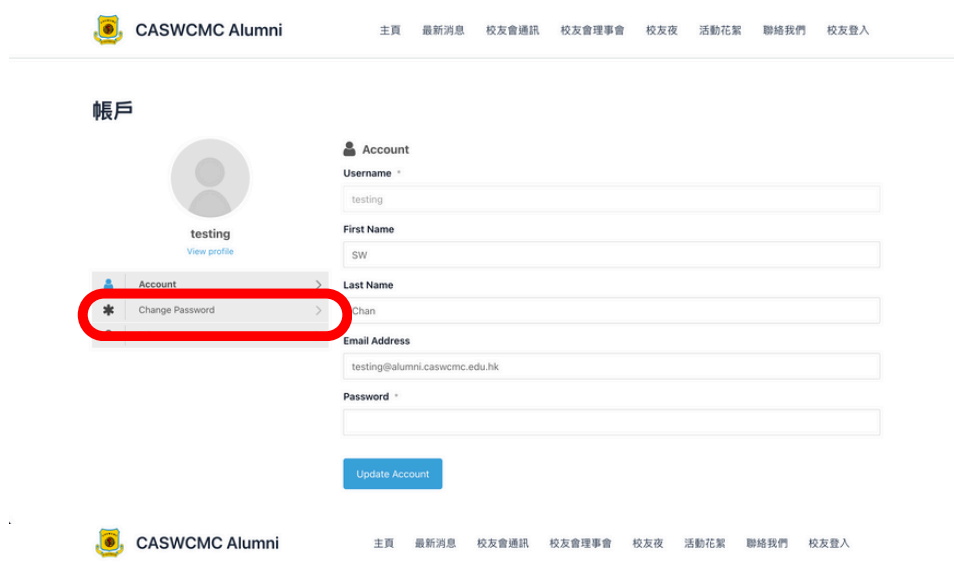
## 2. 選取設定

## 3. 選取 "My Account"



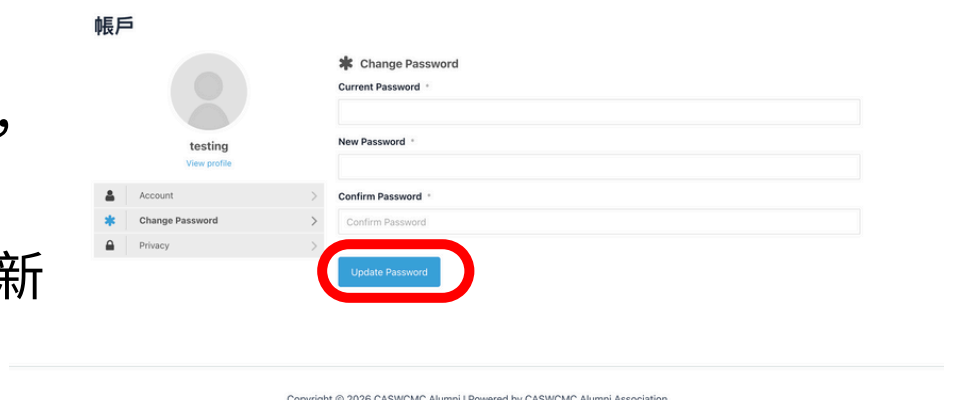
The profile page shows the user "testing" with a placeholder for a profile picture. A settings gear icon is circled in red. A dropdown menu is open, showing options: "Edit Profile", "My Account" (circled in red), "Logout", and "Cancel". The page footer includes navigation links and copyright information.

## 4. 選取 "Change Password"



The "帳戶" (Account) settings page shows a sidebar with "Account" and "Change Password" (circled in red). The main area contains fields for "Username", "First Name", "Last Name", "Email Address", and "Password". An "Update Account" button is at the bottom. The page footer includes navigation links and copyright information.

## 5. 更改Password後， 按Update Account，成功更新



The "Change Password" page shows fields for "Current Password", "New Password", and "Confirm Password". The "Update Password" button is circled in red. The page footer includes navigation links and copyright information.